

ESTADO ANALITICO DEL ACTIVO


DEL 01/04/2018 AL 30/04/2018


017


EFI-ANA001

Contabilidad Ver. 1.0.0.233

| Concepto | Saldo Inicial 1 | Cargos del Periodo 2 | Abonos del Periodo 3 | Saldo Final 4 (1+2-3) | Variación del Periodo (4-1) |
|---|--------------------|----------------------------|----------------------------|--------------------------|-----------------------------------|
| Activo | 397,797,566.97 | 99,666,081.72 | 86,728,991.03 | 410,734,657.66 | 12,937,090.69 |
| ACTIVO CIRCULANTE | 85,217,342.18 | 87,161,804.75 | 86,777,291.03 | 85,601,855.90 | 384,513.72 |
| Efectivo y Equivalentes | 25,433,771.85 | 58,330,685.06 | 48,196,165.81 | 35,568,291.10 | 10,134,519.25 |
| Derechos a Recibir Efectivo o Equivalentes | 57,742,461.25 | 27,368,333.49 | 36,993,019.67 | 48,117,775.07 | -9,624,686.18 |
| Derechos a Recibir Bienes o Servicios | 2,041,109.08 | 983,950.83 | 1,109,270.18 | 1,915,789.73 | -125,319.35 |
| Almacenes | 0.00 | 478,835.37 | 478,835.37 | 0.00 | 0.00 |
| ACTIVO NO CIRCULANTE | 312,580,224.79 | 12,504,276.97 | -48,300.00 | 325,132,801.76 | 12,552,576.97 |
| Bienes Inmuebles, Infraestructura y Construcciones en Proceso | 299,836,389.87 | 3,773,825.26 | 0.00 | 303,610,215.13 | 3,773,825.26 |
| Bienes Muebles | 46,831,153.72 | 13,899.98 | -48,300.00 | 46,893,353.70 | 62,199.98 |
| Activos Intangibles | 42,342.41 | 0.00 | 0.00 | 42,342.41 | 0.00 |
| Depreciación, Deterioro y Amortización Acumulada de Bienes | 34,129,661.21 | 8,716,551.73 | 0.00 | 25,413,109.48 | -8,716,551.73 |

PRESIDENTE MUNICIPAL

LIC. FRANCISCO JAVIER CABRERA SANDOVAL

SINDICO DE HACIENDA

TEC. MARDELEY DEL CARMEN TORRES IZQUIERDO

DIRECTOR DE FINANZAS

LIC. CINTIA SALAZAR RECHY

"Bajo protesta de decir verdad declaramos que los Estados Financieros y sus notas, son razonablemente correctos y son responsabilidad del emisor."